

Student Name: \_\_\_\_\_



## Blizzard Bag #4



### Language Arts:

1. Practice reading sight word cards.
2. Practice reading CVC words on worksheet.

### Math:

1. Practice reading numbers on fluency page.

### Science:

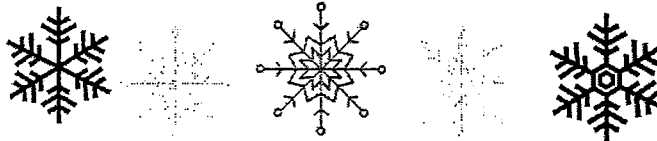
1. Draw and label 3 living things and three non-living things. Return the picture to school.

### Title:

1. Have the students track the letters on the sheet titled \_\_\_ from left to right and identify each letter.

### Special:

1. Music (Return the attached paper to school.)



Please sign below after your child has completed all tasks above.

Parent Signature: \_\_\_\_\_ Date: \_\_\_\_\_

This does not need to be completed until directed by the superintendent. If you have any questions, please contact your child's teacher at

[hannah.addy@ridgewood.k12.oh.us](mailto:hannah.addy@ridgewood.k12.oh.us), [lisa.knicely@ridgewood.k12.oh.us](mailto:lisa.knicely@ridgewood.k12.oh.us),  
[ashley.mason@ridgewood.k12.oh.us](mailto:ashley.mason@ridgewood.k12.oh.us), [denise.posey@ridgewood.k12.oh.us](mailto:denise.posey@ridgewood.k12.oh.us), or  
[constance.kinsey@ridgewood.k12.oh.us](mailto:constance.kinsey@ridgewood.k12.oh.us).

## Reading CVC words

# HOME CONNECTIONS

At school, we have been working hard on reading CVC words. Ask your child to read each word on the page. Circle the words your child was able to read correctly.

hat

tip

wig

fin

gum

fad

yes

fog

pen

\_\_\_\_\_ My child was successful with this skill.

\_\_\_\_\_ My child was partially successful with this skill, but more practice is needed.

\_\_\_\_\_ My child struggled with this skill. Additional instruction in this area is needed.

Child's Name: \_\_\_\_\_


Parent Signature: \_\_\_\_\_

# March Fluency

Directions: Set a timer for 1 minute. Read through the numbers quickly. Color a hat for each time you read.



2	8	10	6	5	3	8			
9	5	2	3	1	10	3			
4	6	7	0	8	6	2			
5	7	3	1	9	4	0			
6	1	7	8	5	10	9			
4	8	0	3						
6	9	5	2						
0	7	10	4						



Parents: Initial for each time your child reads and return back to school.

- 1.
- 2.
- 3.
- 4.
- 5.
- 6.
- 7.
- 8.
- 9.
- 10.

# March Fluency


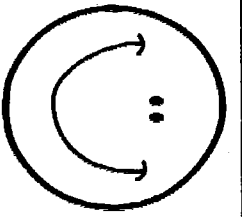
Directions: Set a timer for 1 minute. Read through the numbers quickly. Color a hat for each time you read.



			11	14	16	10	18
10	20	13	11	15	12	14	
20	18	17	14	19	13	15	
19	15	12	16	20	10	17	
12	13	18	20	11	14	16	
14	10	19	15	10	12	17	
12	16	11	14				
19	15	17	20				
16	11	13	18				

Parents: Initial for each time your child reads and return back to school.

- 1.
- 2.
- 3.
- 4.
- 5.
- 6.
- 7.
- 8.
- 9.
- 10.



Assisted

Unassisted

Date \_\_\_\_\_

Draw and label 3 living and 3 non-living things.

## Letter Recognition

A s d F L k J h g Q W p o I

u E r t Y z M X n b V C i O P

w q G H j K l f D S a c v B N

x m Z y T R e U

## Letter Sound Correspondence

S T D F G H J K L A W R Y P

Z U X C I B N V O M Q E

Student Name: \_\_\_\_\_



## Blizzard Bag #5



### Language Arts:

1. Spell and write CVC words on worksheet and return it to school.
2. Read A.R. Baggy Book. List the title below.  
*(If A.R. baggy book is not sent home, please read any book you may have at home.)*

Title of Book: \_\_\_\_\_

### Math:

1. Practice counting to 100 by 1's. Please mark here the last number your child counted to before help was needed. *Number Counted To:* \_\_\_\_\_

### Social Studies:

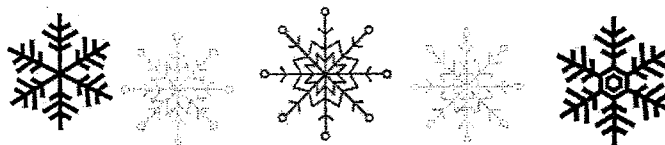
1. Draw and label a picture of 2 items you need, and 2 items you want. Return the drawing to school.

### Title:

1. March Fluency Worksheet: Practice saying the letter sounds fluently on this worksheet.

### Special:

1. Art (Return the attached paper to school.)



Please sign below after your child has completed all tasks above.

Parent Signature: \_\_\_\_\_ Date: \_\_\_\_\_

This does not need to be completed until directed by the superintendent. If you have any questions, please contact your child's teacher at

[hannah.addy@ridgewood.k12.oh.us](mailto:hannah.addy@ridgewood.k12.oh.us), [lisa.knicely@ridgewood.k12.oh.us](mailto:lisa.knicely@ridgewood.k12.oh.us),  
[ashley.mason@ridgewood.k12.oh.us](mailto:ashley.mason@ridgewood.k12.oh.us), [denise.posey@ridgewood.k12.oh.us](mailto:denise.posey@ridgewood.k12.oh.us), or  
[constance.kinsey@ridgewood.k12.oh.us](mailto:constance.kinsey@ridgewood.k12.oh.us).

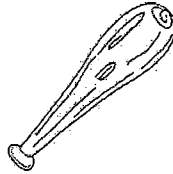
# Spelling CVC words

## HOME CONNECTIONS

At school, we have been working hard on writing CVC words. Have your child spell each word in the space below.



--	--	--



--	--	--



--	--	--



--	--	--



--	--	--



--	--	--

\_\_\_\_\_ My child was successful with this skill.

\_\_\_\_\_ My child was partially successful with this skill, but more practice is needed.

\_\_\_\_\_ My child struggled with this skill. Additional instruction in this area is needed.

**Child's Name:** \_\_\_\_\_

**Parent Signature:** \_\_\_\_\_




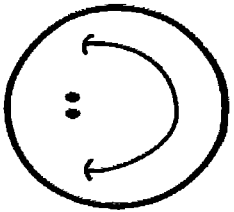
# Count to 100

Color in the numbers as high as they can count!

1	2	3	4	5	6	7	8	9	10
11	12	13	14	15	16	17	18	19	20
21	22	23	24	25	26	27	28	29	30
31	32	33	34	35	36	37	38	39	40
41	42	43	44	45	46	47	48	49	50
51	52	53	54	55	56	57	58	59	60
61	62	63	64	65	66	67	68	69	70
71	72	73	74	75	76	77	78	79	80
81	82	83	84	85	86	87	88	89	90
91	92	93	94	95	96	97	98	99	100

I can count by 10's to 100!

10	20	30	40	50	60	70	80	90	100
----	----	----	----	----	----	----	----	----	-----



Assisted

Unassisted


Date \_\_\_\_\_

Needs and wants

A large rectangular area enclosed by a dashed line, intended for writing or drawing.

# March Fluency

Directions: Set a timer for 1 minute. Read through the sounds quickly. Color a hat for each time you read.



		j	C	a	i	P
H	d	Y	p	I	Q	g
o	A	c	w	R	E	h
Z	y	M	S	u	b	L
N	e	T	J	x	V	k
s	D	q	v	B	f	z
U	I	K	W			
O	m	X	F			
t	G	r	n			

Parents: Initial for each time your child reads and return back to school.

- 1.
- 2.
- 3.
- 4.
- 5.
- 6.
- 7.
- 8.
- 9.
- 10.

Kindergarten      Blizzard Bag

Name: \_\_\_\_\_

Below, draw the steps of your favorite art project.  
Sequence the steps from the first step to the last step of  
its creation. Include two middle steps. A total of four steps  
of your favorite art class project.


Student Name: \_\_\_\_\_



## Blizzard Bag #6



### Language Arts:

1. Identify and write the medial sound worksheet. Please return the worksheet.
2. Read A.R. Baggy Book. List the title below.  
*(If A.R. baggy book is not sent home, please read any book you may have at home.)*

Title of Book: \_\_\_\_\_

### Math:

1. Practice counting to 100 by 10's. Mark the last number counted before help is needed on the following line. *Number counted to:* \_\_\_\_\_

### Science:

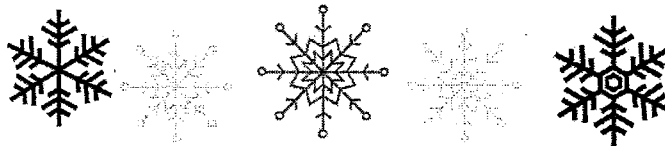
1. Take a walk around the outside of your home. Notice any seasonal changes taking place. Draw some things you see and add labels to 3 of them. Write a sentence about what you saw.

### Title:

1. March Fluency Worksheet: Practice reading the non-sense words on the worksheet.

### Special:

1. Physical Education (Return the attached paper to school.)



Please sign below after your child has completed all tasks above.

Parent Signature: \_\_\_\_\_ Date: \_\_\_\_\_

This does not need to be completed until directed by the superintendent. If you have any questions, please contact your child's teacher at

[hannah.addy@ridgewood.k12.oh.us](mailto:hannah.addy@ridgewood.k12.oh.us), [lisa.knicely@ridgewood.k12.oh.us](mailto:lisa.knicely@ridgewood.k12.oh.us),  
[ashley.mason@ridgewood.k12.oh.us](mailto:ashley.mason@ridgewood.k12.oh.us), [denise.posey@ridgewood.k12.oh.us](mailto:denise.posey@ridgewood.k12.oh.us), or  
[constance.kinsey@ridgewood.k12.oh.us](mailto:constance.kinsey@ridgewood.k12.oh.us).

# Middle Sounds

# HOME CONNECTIONS

At school, we have been working hard on hearing the middle sounds in words. Ask your child to tell you what sound they hear in the middle of each word and have them write it in the space.

What middle sound do you hear?



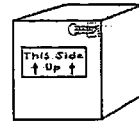
b \_\_\_\_\_ t



p \_\_\_\_\_ g



d \_\_\_\_\_ t



b \_\_\_\_\_ x



b \_\_\_\_\_ s



d \_\_\_\_\_ d

\_\_\_\_\_ My child was successful with this skill.

\_\_\_\_\_ My child was partially successful with this skill, but more practice is needed.

\_\_\_\_\_ My child struggled with this skill. Additional instruction in this area is needed.

Child's Name: \_\_\_\_\_

Parent Signature: \_\_\_\_\_

# Count to 100

Color in the numbers as high as they can count!

1	2	3	4	5	6	7	8	9	10
11	12	13	14	15	16	17	18	19	20
21	22	23	24	25	26	27	28	29	30
31	32	33	34	35	36	37	38	39	40
41	42	43	44	45	46	47	48	49	50
51	52	53	54	55	56	57	58	59	60
61	62	63	64	65	66	67	68	69	70
71	72	73	74	75	76	77	78	79	80
81	82	83	84	85	86	87	88	89	90
91	92	93	94	95	96	97	98	99	100

I can count by 10's to 100!

10	20	30	40	50	60	70	80	90	100
----	----	----	----	----	----	----	----	----	-----

# Science - Seasonal Changes

**Name:**

**Date:**

Four sets of primary-ruled lines for writing, each consisting of a solid top line, a dashed middle line, and a solid bottom line.



# March Fluency

Directions: Set a timer for 1 minute. Read through the words quickly. Color a hat for each time you read.



		veg	toj	gib	zog	paf
lif	kip	vax	rel	yig	wif	yef
cof	rik	san	fav	seb	tij	wep
gip	hin	wud	pof	pid	rof	fam
wob	pif	zib	dop	mif	dej	cib
lim	wom	wec	mas	lop	roz	zot
waf	kev	sut	nub			
til	biv	hif	wof			
mob	huf	laz	lig			

Parents: Initial for each time your child reads and return back to school.

1.

2.

3.

4.

5.

6.

7.

8.

9.

10.